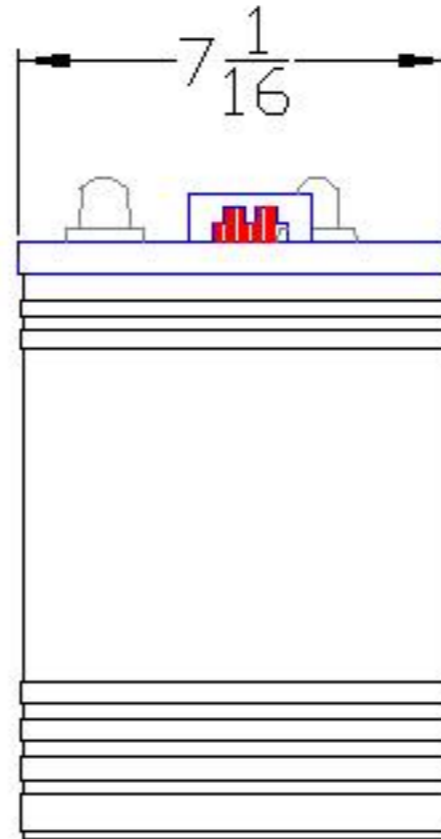
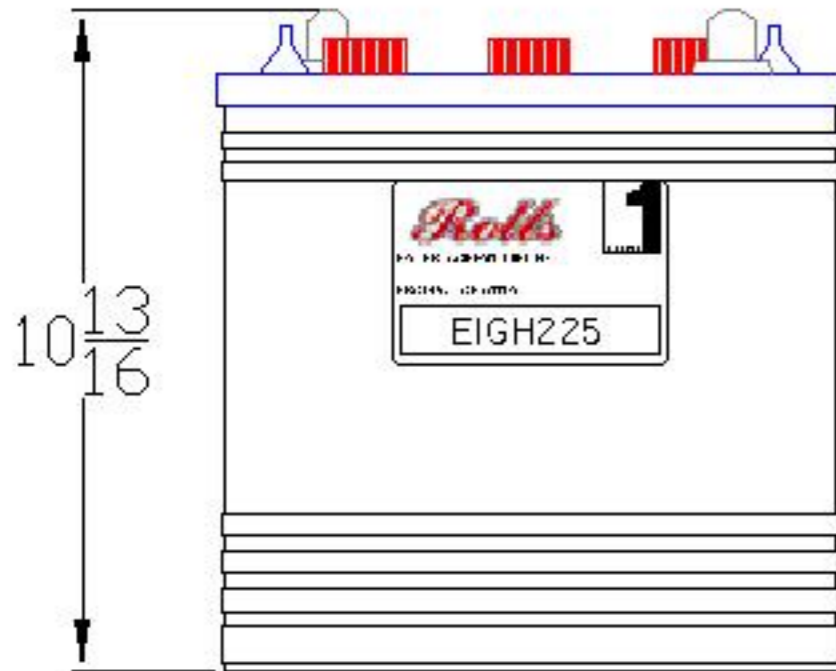
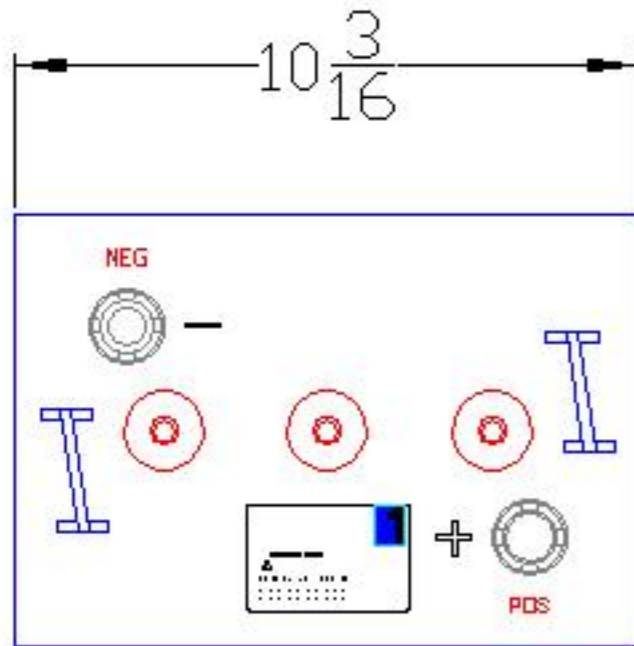




**DEEP CYCLE-MARINE  
SERIES 4000**

<b>BATTERY TYPE</b>	<b>VOLTS</b>	<b>6</b>	<b>EIGH 225M</b>
<b>DIMENSIONS</b>			
LENGTH	259 MM	10 3/16	INCHES
WIDTH	179 MM	7 1/16	INCHES
HEIGHT	275 MM	10 13/16	INCHES
<b>WEIGHT DRY</b>	27 KG	59	LBS.
<b>WEIGHT WET</b>	34 KG	74	LBS.
<b>CONTAINER CONSTRUCTION</b>			
CONTAINER	POLYPROPYLENE		
COVER	POLYPROPYLENE		
HANDLES	LIFTING BRACKET ON COVER		
<b>PLATES PER CELL</b>	13		
<b>ELECTROLYTE RESERVE</b>	ABOVE PLATES	44 MM	1.75 INCHES
<b>DESIGN CRITREA</b>	7 YEAR WARRANTY	1300 CYCLES	10 YEAR LIFE
<b>POSITIVE PLATE DIMENSION</b>			
HEIGHT	197 MM	7.75	INCHES
WIDTH	143 MM	5.625	INCHES
THICKNESS	4.45 MM	0.175	INCHES
<b>NEGATIVE PLATE DIMENSION</b>			
HEIGHT	197 MM	7.75	INCHES
WIDTH	143 MM	5.625	INCHES
THICKNESS	3.05 MM	0.12	INCHES
<b>SEPARATOR INSULATION</b>	SEPARATOR THICKNESS 0.020" GLASS MAT	0.081 INCH	
<b>TERMINALS</b>	AUTO POST		
<b>COLD CRANK</b>	CCA	0°F / -17.8°C	658
	MCA	32°F / 0°C	823
	<b>RESERVE</b>		414
	<b>MINUTES AT 25A</b>		
<b>CAPACITY</b>	20 HR RATE	225	
		<b>CAP / AH</b>	<b>CURRENT / AMPS</b>
<b>CAPACITY AT THE 20 HOUR RATE</b>	<b>1.265 SP. GR.</b>	<b>225</b>	<b>11.3</b>
CAPACITY AT THE 15 HOUR RATE	1.265 SP. GR.	212	14.1
CAPACITY AT THE 12 HOUR RATE	1.265 SP. GR.	200	16.7
CAPACITY AT THE 10 HOUR RATE	1.265 SP. GR.	191	19.1
CAPACITY AT THE 8 HOUR RATE	1.265 SP. GR.	180	22.5
CAPACITY AT THE 6 HOUR RATE	1.265 SP. GR.	167	27.8
CAPACITY AT THE 5 HOUR RATE	1.265 SP. GR.	158	32
CAPACITY AT THE 4 HOUR RATE	1.265 SP. GR.	146	37
CAPACITY AT THE 3 HOUR RATE	1.265 SP. GR.	133	44
CAPACITY AT THE 2 HOUR RATE	1.265 SP. GR.	115	57
CAPACITY AT THE 1 HOUR RATE	1.265 SP. GR.	81	81



PART NUMBER: EIGH225

WEIGHT WET: 74 LB / 34 KG

WET DRY: 59 LB / 27 KG

CAPACITY 225 AH 20HR RATE

VOLTAGE: 6 V

OVERALL DIMENSIONS: 10 3/16 X 7 1/16 X 10 13/16"

(WITH AUTO TYPE POST)  
ADD 1/2" MAX FOR ALL OTHER TERMINALS



MAX HEIGHT WITH  
OPTIONAL HYDROCAPS 11 5/8"

*Rolls*

BATTERY ENGINEERING

SALEM, MASS

TITLE:

EIGH225

DESCRIPTION:

6V DEEP CYCLE SERIES 400/4000

CONTACT INFO:

WEB: WWW.ROLLSBATTERY.COM  
E-MAIL: SALES@ROLLSBATTERY.COM  
PHONE: 1-800-681-9914

SCALE:

1" = 4"  
8.5" X 11"

JPEG  
NOT TO SCALE

Drawn by:

S. WILES

Approved By:

D. SURRETTE

DATE: 23-JUL-03

REVISION 1

DRAWING NO.:

DWG 041, EIGH225