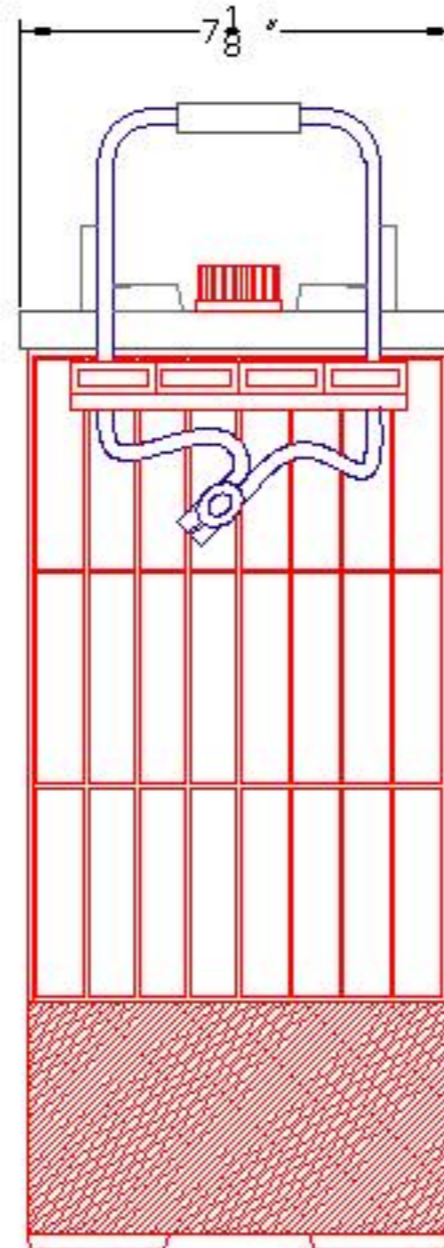
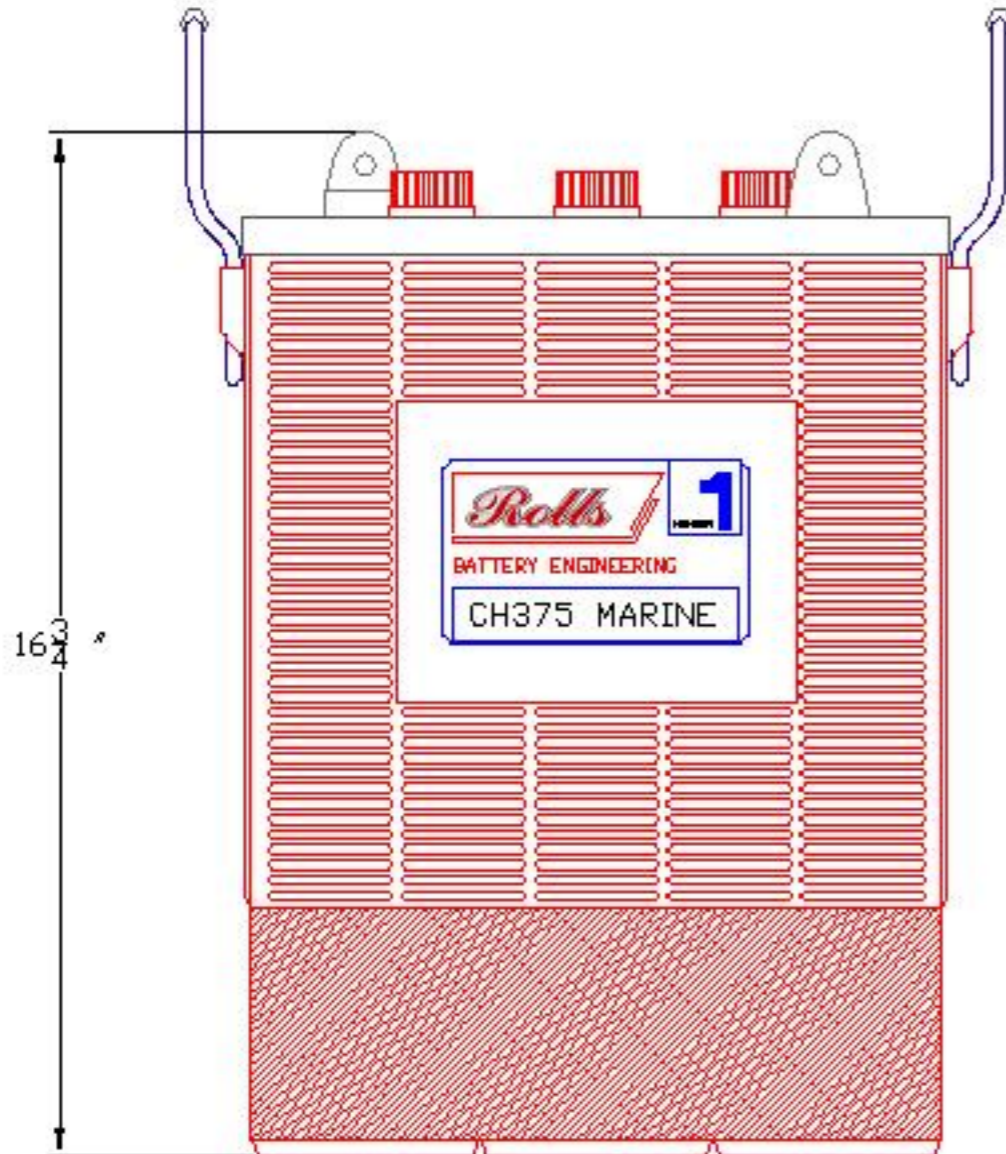
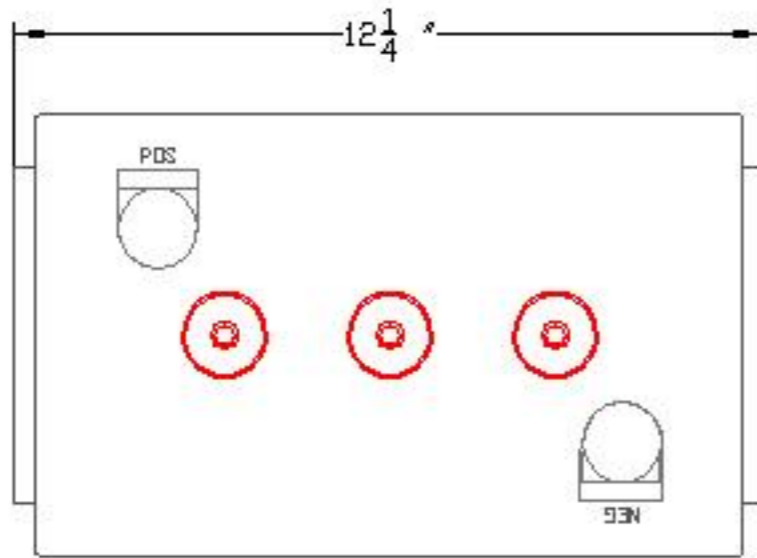




DEEP CYCLE-MARINE SERIES 4000

BATTERY TYPE	VOLTS	6	CH 375M	
DIMENSIONS				
LENGTH		311 MM	12 1/4	INCHES
WIDTH		181 MM	7 1/8	INCHES
HEIGHT		425 MM	16 3/4	INCHES
WEIGHT DRY		41 KG	90	LBS.
WEIGHT WET		53 KG	117	LBS.
CONTAINER CONSTRUCTION				
CONTAINER		HIGH DENSITY POLYPROPYLENE		
COVER		HIGH DENSITY POLYPROPYLENE		
HANDLES		ROPE		
PLATES PER CELL		15		
ELECTROLYTE RESERVE	ABOVE PLATES	57 MM	2.25	INCHES
DESIGN CRITREA	7 YEAR WARRANTY	1300 CYCLES	10	YEAR LIFE
POSITIVE PLATE DIMENSION				
HEIGHT		273 MM	10.750	INCHES
WIDTH		143 MM	5.625	INCHES
THICKNESS		4.32 MM	0.170	INCHES
NEGATIVE PLATE DIMENSION				
HEIGHT		273 MM	10.750	INCHES
WIDTH		143 MM	5.625	INCHES
THICKNESS		3.05 MM	0.120	INCHES
SEPARATOR INSULATION	SEPARATOR THICKNESS	0.081 INCH		
	0.020" GLASS MAT			
TERMINALS	AUTO POST			
COLD CRANK	CCA	0°F / -17.8°C	1066	RESERVE
	MCA	32°F / 0°C	1333	MINUTES AT 25A
				761
CAPACITY	20 HR RATE	350		
		CAP / AH	CURRENT / AMPS	
CAPACITY AT THE 20 HOUR RATE	1.265 SP. GR.	350	17.5	
CAPACITY AT THE 15 HOUR RATE	1.265 SP. GR.	329	21.9	
CAPACITY AT THE 12 HOUR RATE	1.265 SP. GR.	312	26.0	
CAPACITY AT THE 10 HOUR RATE	1.265 SP. GR.	298	29.8	
CAPACITY AT THE 8 HOUR RATE	1.265 SP. GR.	280	35.0	
CAPACITY AT THE 6 HOUR RATE	1.265 SP. GR.	259	43.2	
CAPACITY AT THE 5 HOUR RATE	1.265 SP. GR.	245	49	
CAPACITY AT THE 4 HOUR RATE	1.265 SP. GR.	228	57	
CAPACITY AT THE 3 HOUR RATE	1.265 SP. GR.	207	69	
CAPACITY AT THE 2 HOUR RATE	1.265 SP. GR.	179	89	
CAPACITY AT THE 1 HOUR RATE	1.265 SP. GR.	126	126	



PART NUMBER: CH375

WEIGHT WET: 117 LB / 53 KG

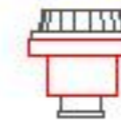
WET DRY: 90 LB / 41 KG

CAPACITY 350 AH 20 HR

RESERVE MINUTES@25A 761 MIN

VOLTAGE: 6 V

OVERALL DIMENSIONS: 12 1/4 X 7 1/8 X 16 3/4"



MAX HEIGHT WITH OPTIONAL HYDROCAPS 17.41"

Rolls

BATTERY ENGINEERING

SALEM, MASS

TITLE: CH375 MARINE

DESCRIPTION: 6V DEEPCYCLE MARINE SERIES 400/4000

CONTACT INFO:
 WEB: WWW.ROLLSBATTERY.COM
 E-MAIL: SALES@ROLLSBATTERY.COM
 PHONE: 1-800-681-9914

SCALE: 1" = 4" JPEG
 8.5" X 11" NOT TO SCALE

Drawn by: S. WILES Approved By: D. SURRETTE

DATE: 5-FEB-01 REVISION 0

DRAWING NO.: DWG045, BD-CH375