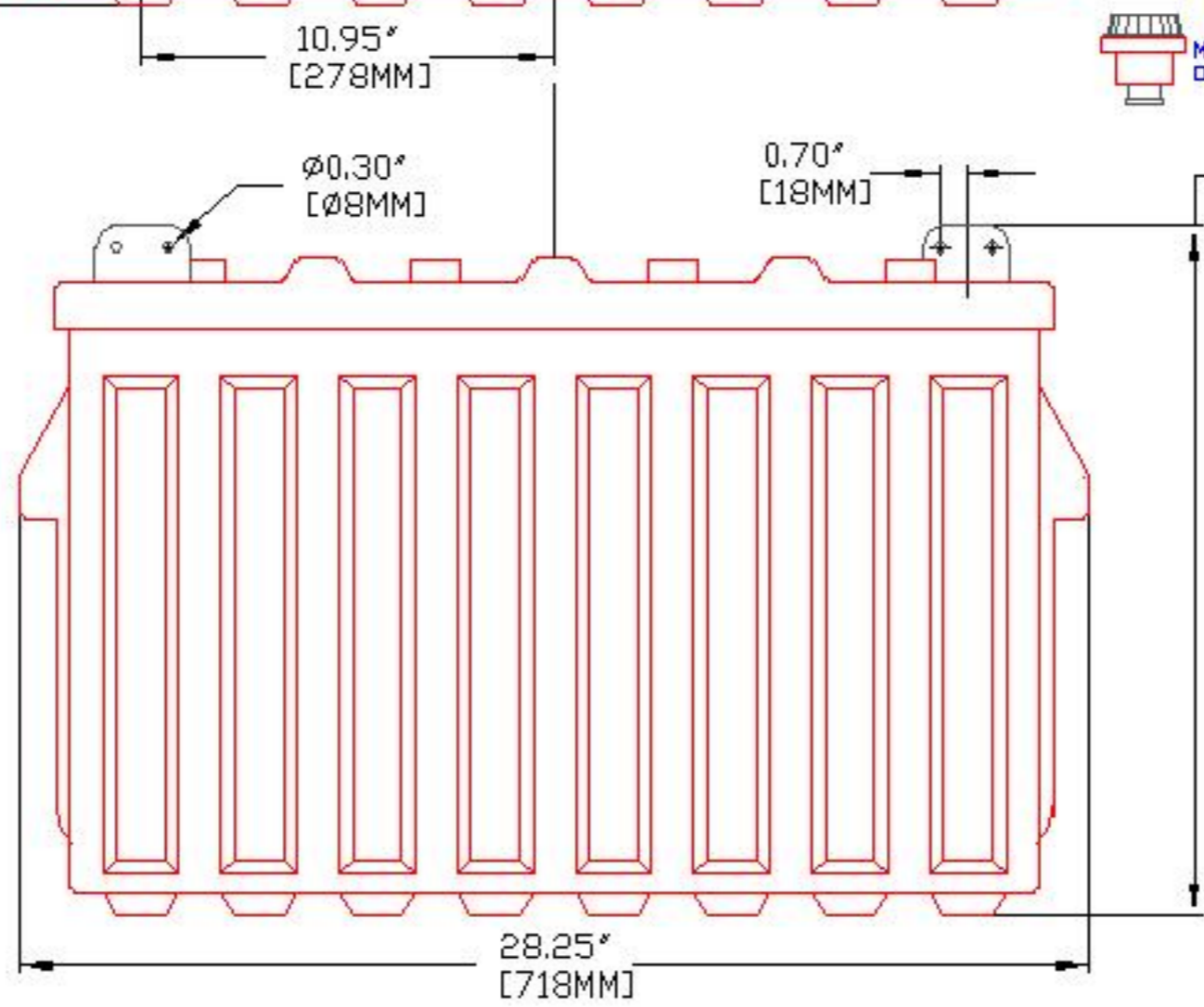
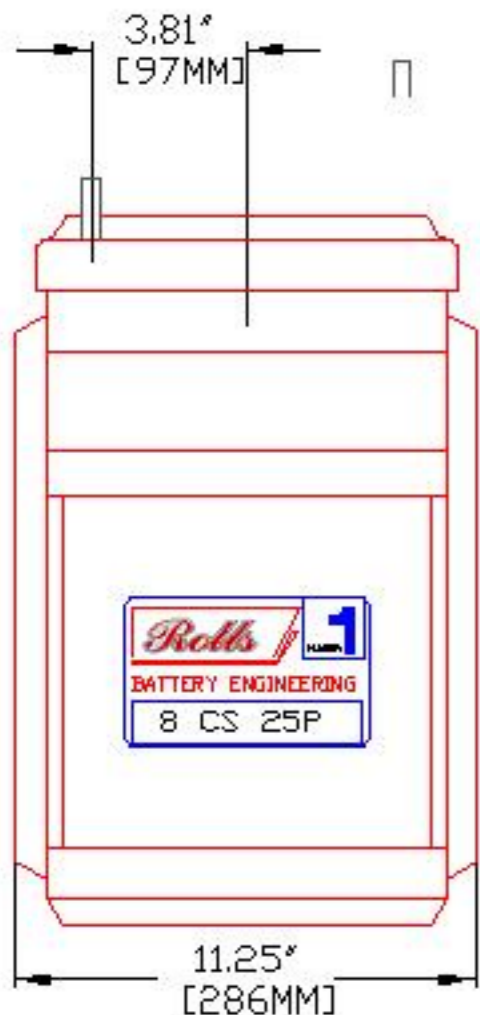
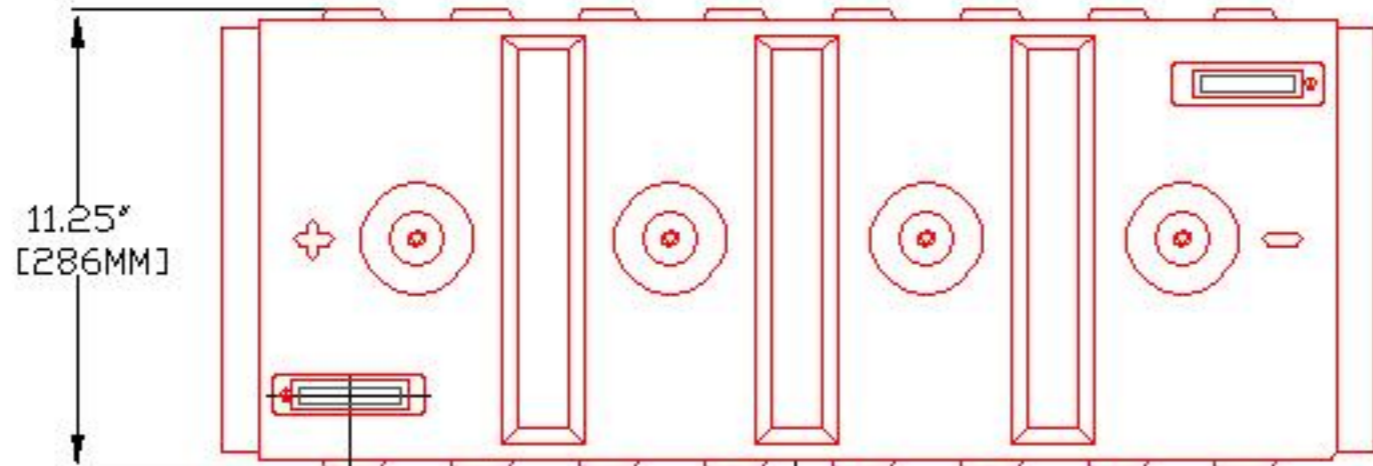




DEEP CYCLE-MARINE SERIES 5000

BATTERY TYPE	VOLTS	8	8 CS 25PM	
DIMENSIONS				
LENGTH		718 MM	28 1/4	INCHES
WIDTH		286 MM	11 1/4	INCHES
HEIGHT		464 MM	18 1/4	INCHES
WEIGHT DRY		155 KG	342	LBS.
WEIGHT WET		193 KG	424	LBS.
CONTAINER CONSTRUCTION				
INNER CONTAINER		POLYPROPYLENE		
INNER COVER		POLYPROPYLENE - HEAT SEALED TO INNER CONTAINER		
OUTER CONTAINER		HIGH DENSITY POLYETHYLENE		
OUTER COVER		HIGH DENSITY POLYETHYLENE SNAP FIT TO OUTER CONTAINER		
HANDLES		MOLDED		
PLATES PER CELL		25		
ELECTROLYTE RESERVE	ABOVE PLATES	95 MM	3.75	INCHES
DESIGN CRITREA	10 YEAR WARRANTY	3300 CYCLES	15	YEAR LIFE
POSITIVE PLATE DIMENSION				
HEIGHT		273 MM	10.75	INCHES
WIDTH		143 MM	5.625	INCHES
THICKNESS		6.73 MM	0.265	INCHES
NEGATIVE PLATE DIMENSION				
HEIGHT		273 MM	10.75	INCHES
WIDTH		143 MM	5.625	INCHES
THICKNESS		4.70 MM	0.185	INCHES
SEPARATOR INSULATION	SEPARATOR THICKNESS	0.105 INCH		
	0.020" GLASS MAT			
TERMINALS	FLAG WITH STAINLESS STEEL NUTS AND BOLTS			
COLD CRANK	CCA	0°F / -17.8°C	2027	RESERVE
	MCA	32°F / 0°C	2534	MINUTES AT 25A
				1624
CAPACITY	20 HR RATE	820		
		CAP / AH	CURRENT / AMPS	
CAPACITY AT THE 20 HOUR RATE	1.265 SP. GR.	820	41.0	
CAPACITY AT THE 15 HOUR RATE	1.265 SP. GR.	771	51.4	
CAPACITY AT THE 12 HOUR RATE	1.265 SP. GR.	730	60.8	
CAPACITY AT THE 10 HOUR RATE	1.265 SP. GR.	697	69.7	
CAPACITY AT THE 8 HOUR RATE	1.265 SP. GR.	656	82.0	
CAPACITY AT THE 6 HOUR RATE	1.265 SP. GR.	607	101.1	
CAPACITY AT THE 5 HOUR RATE	1.265 SP. GR.	574	115	
CAPACITY AT THE 4 HOUR RATE	1.265 SP. GR.	533	133	
CAPACITY AT THE 3 HOUR RATE	1.265 SP. GR.	484	161	
CAPACITY AT THE 2 HOUR RATE	1.265 SP. GR.	418	209	
CAPACITY AT THE 1 HOUR RATE	1.265 SP. GR.	295	295	



PART NUMBER: 8-CS-25P

WEIGHT WET: 425 LB / 193 KG

WEIGHT DRY: 342 LB / 155 KG

CAPACITY: 820 AH 20 HR
1,156 AH 100 HR

VOLTAGE: 8 V

OVERALL DIMENSIONS: 28.25X 11.25X 18.25"

MAX HEIGHT WITH OPTIONAL HYDROCAPS: 18.63" / 473MM



BATTERY ENGINEERING
SALEM, MASS

TITLE: 8CS25P

DESCRIPTION: 8V / 4 CELL 25 PLATE (CS) DEEP CYCLE 500/5000 SERIES

CONTACT INFO:
WEB: WWW.ROLLSBATTERY.COM
E-MAIL: SALES@ROLLSBATTERY.COM
PHONE: 1-800-681-9914

SCALE: 1" = 6" 1" = 4" JPEG
8.5" X 11" 11" X 17" NOT TO SCALE

Drawn by: S. WILES Approved By: D. SURRETTE

DATE: 16-Feb-01 REVISION: 2.1

DRAWING NO: DWG 018, BD8CS25P