



# DEEP CYCLE-MARINE SERIES 5000

**BATTERY TYPE** **VOLTS** **4** **4 KS 25PM**

**DIMENSIONS**

LENGTH	400 MM	15 3/4	INCHES
WIDTH	270 MM	10 5/8	INCHES
HEIGHT	629 MM	24 3/4	INCHES

<b>WEIGHT DRY</b>	100 KG	220	LBS.
<b>WEIGHT WET</b>	143 KG	315	LBS.

**CONTAINER CONSTRUCTION**

INNER CONTAINER	POLYPROPYLENE
INNER COVER	POLYPROPYLENE - HEAT SEALED TO INNER CONTAINER
OUTER CONTAINER	HIGH DENSITY POLYETHYLENE
OUTER COVER	HIGH DENSITY POLYETHYLENE SNAP FIT TO OUTER CONTAINER
HANDLES	MOLDED

**PLATES PER CELL** 25

**ELECTROLYTE RESERVE** ABOVE PLATES 95 MM 3.75 INCHES

**DESIGN CRITREA** 10 YEAR WARRANTY 3300 CYCLES 15 YEAR LIFE

**POSITIVE PLATE DIMENSION**

HEIGHT	432 MM	17.0	INCHES
WIDTH	143 MM	5.625	INCHES
THICKNESS	6.99 MM	0.275	INCHES

**NEGATIVE PLATE DIMENSION**

HEIGHT	432 MM	17.0	INCHES
WIDTH	143 MM	5.625	INCHES
THICKNESS	4.57 MM	0.180	INCHES

**SEPARATOR INSULATION** SEPARATOR THICKNESS 0.105 INCH  
POSITIVE PLATE DOUBLE WRAPPED WITH SLYVER 0.020 HEAVY GLASS MAT AND ENVELOPED WITH HEAVY DUTY SEPARATOR

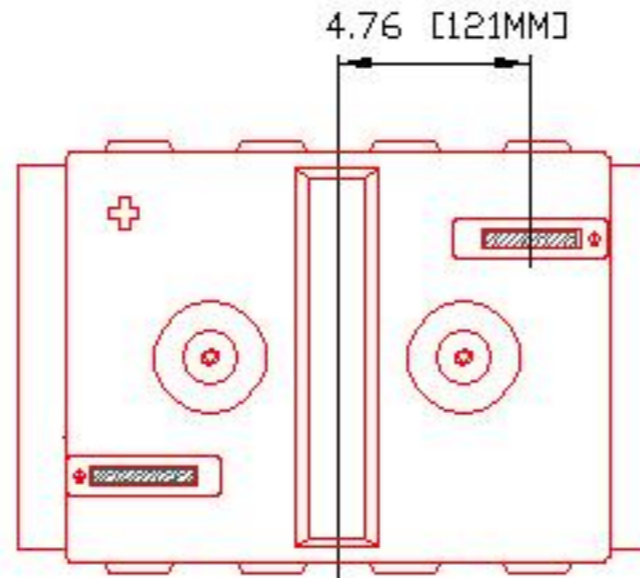
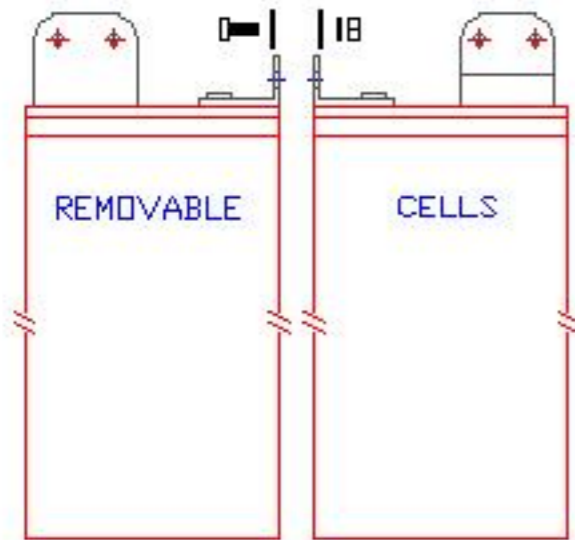
**TERMINALS** FLAG WITH STAINLESS STEEL NUTS AND BOLTS

<b>COLD CRANK</b>	CCA	0°F / -17.8°C	3714	<b>RESERVE</b>	
	MCA	32°F / 0°C	4643	<b>MINUTES AT 25A</b>	4290

**CAPACITY** 20 HR RATE 1350

		CAP / AH	CURRENT / AMPS
<b>CAPACITY AT THE 20 HOUR RATE</b>	<b>1.265 SP. GR.</b>	<b>1350</b>	<b>67.5</b>
CAPACITY AT THE 15 HOUR RATE	1.265 SP. GR.	1269	84.6
CAPACITY AT THE 12 HOUR RATE	1.265 SP. GR.	1202	100.1
CAPACITY AT THE 10 HOUR RATE	1.265 SP. GR.	1148	114.8
CAPACITY AT THE 8 HOUR RATE	1.265 SP. GR.	1080	135.0
CAPACITY AT THE 6 HOUR RATE	1.265 SP. GR.	999	166.5
CAPACITY AT THE 5 HOUR RATE	1.265 SP. GR.	945	189
CAPACITY AT THE 4 HOUR RATE	1.265 SP. GR.	878	219
CAPACITY AT THE 3 HOUR RATE	1.265 SP. GR.	797	266
CAPACITY AT THE 2 HOUR RATE	1.265 SP. GR.	689	344
CAPACITY AT THE 1 HOUR RATE	1.265 SP. GR.	486	486

BOLT-ON CONNECTOR 2 X 316 SS NUT, WASHERS, LOCK WASHER AND BOLT



PART NUMBER: 4-KS-25P

WEIGHT VET: 315 LB / 143 KG

WEIGHT DRY: 220 LB / 100 KG

CAPACITY: 1,350 AH 20 HR  
1,900 AH 100 HR

VOLTAGE: 4 V

OVERALL DIMENSIONS: 15.75X10 5/8X24.75"

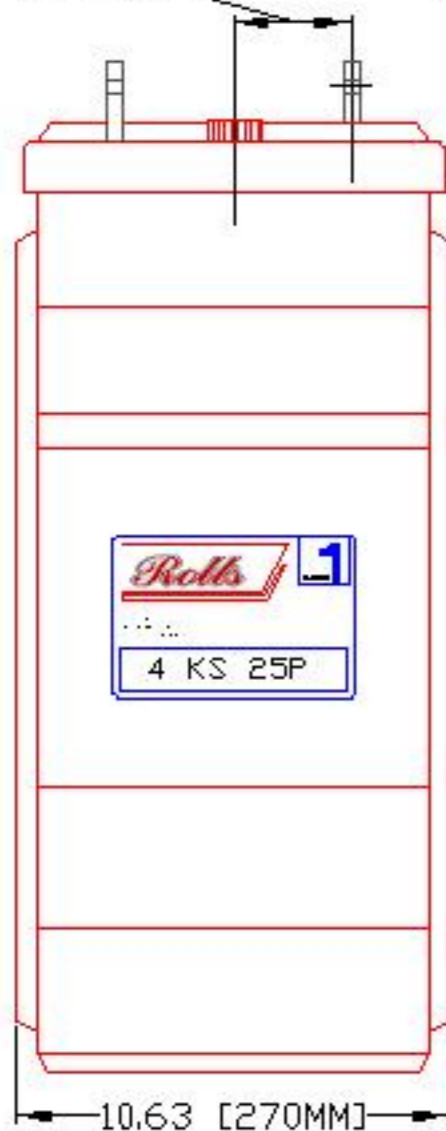
MAX HEIGHT WITH OPTIONAL HYDROCAPS: 25.13"/638MM

2.90 [74MM]

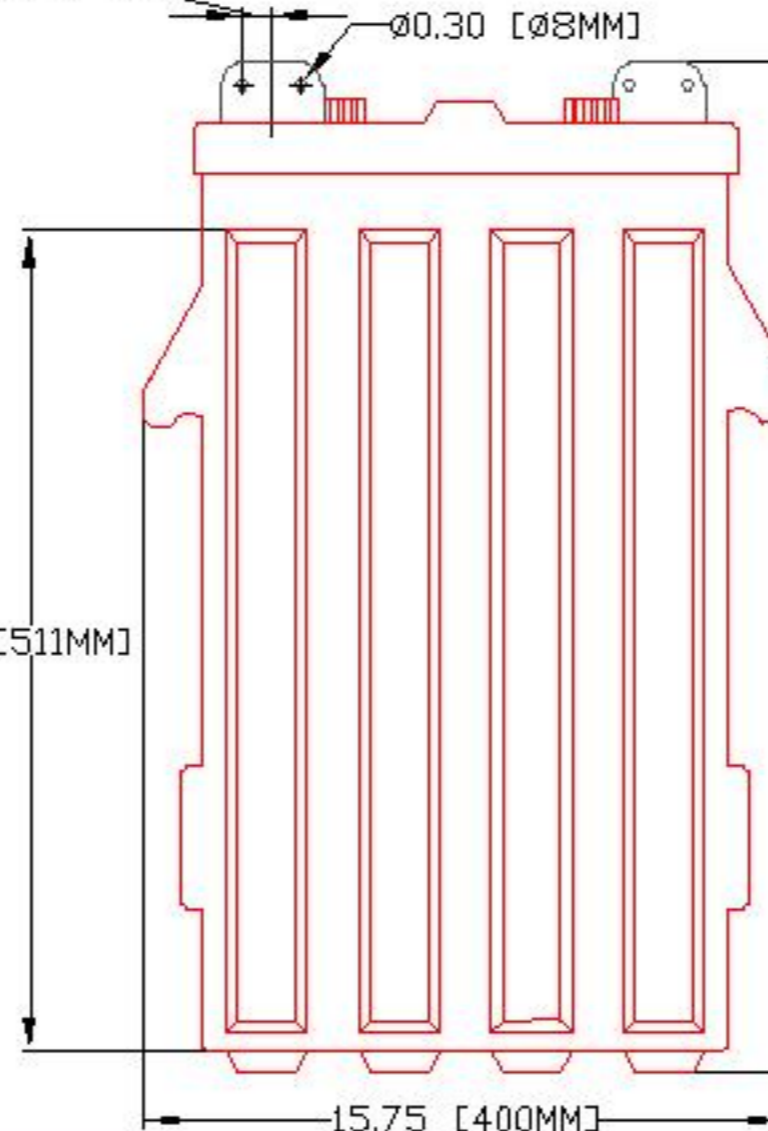
0.70 [18MM]

Ø0.30 [Ø8MM]

24.74 [628MM]



20.13 [511MM]



15.75 [400MM]

10.63 [270MM]

*Rolls*

BATTERY ENGINEERING

SALEM, MASS

TITLE:

4KS25P

DESCRIPTION:

4V / 2 CELL 25 PLATE (KS)  
DEEP CYCLE 500/5000 SERIES

CONTACT INFO:

WEB: WWW.ROLLSBATTERY.COM  
E-MAIL: SALES@ROLLSBATTERY.COM  
PHONE: 1-800-681-9914

SCALE: 1" = 6" 1" = 4" JFEG  
8.5" X 11" 11" X 17" NOT TO SCALE

Drawn by:  
S. WILES

Approved By:  
D. SURRETTE

DATE: 14-JUN-00 REVISION 2.1

DRAWING NO.: DWG 003, BD4KS25P