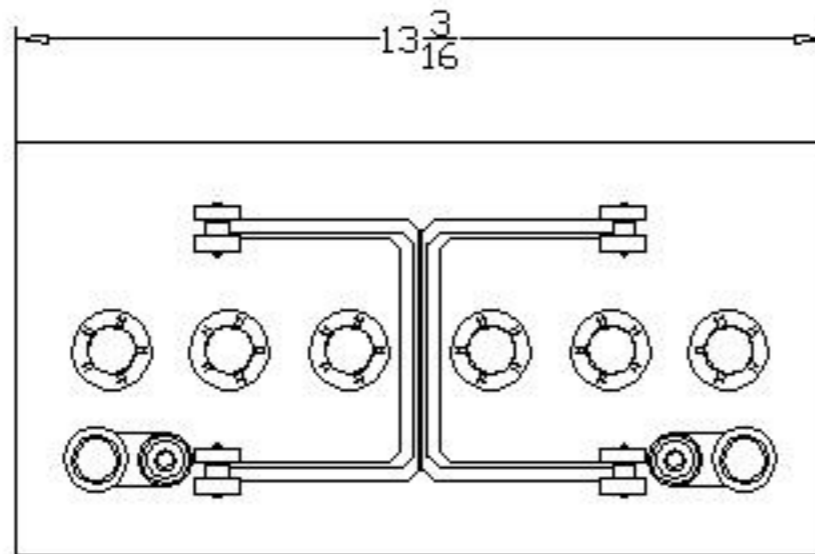


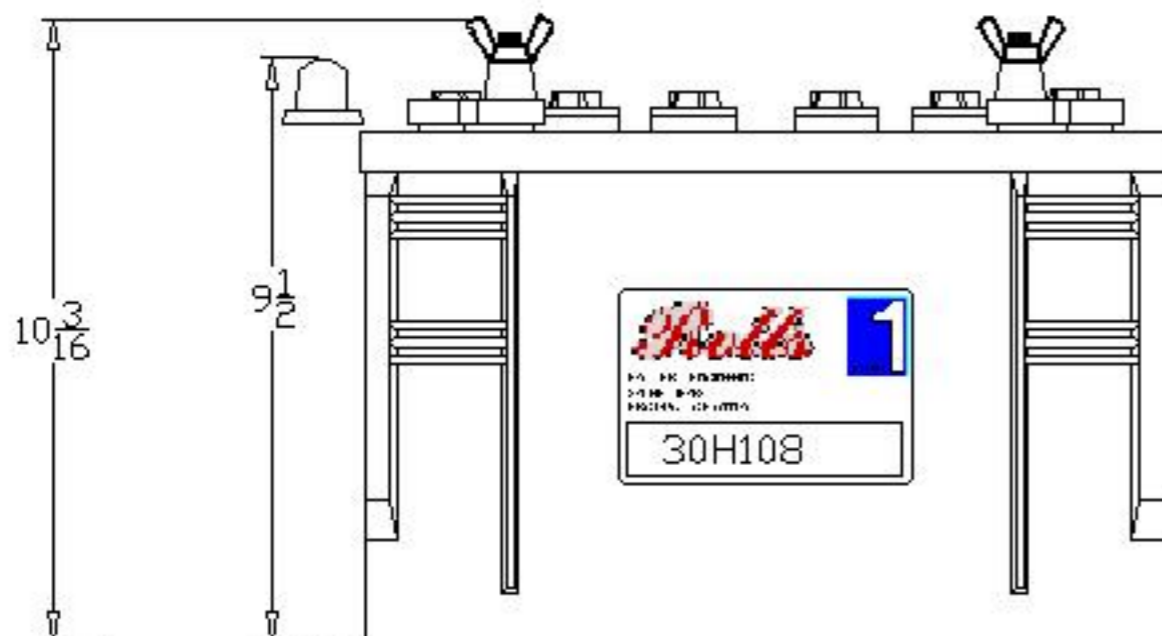


DEEP CYCLE-MARINE SERIES 4000

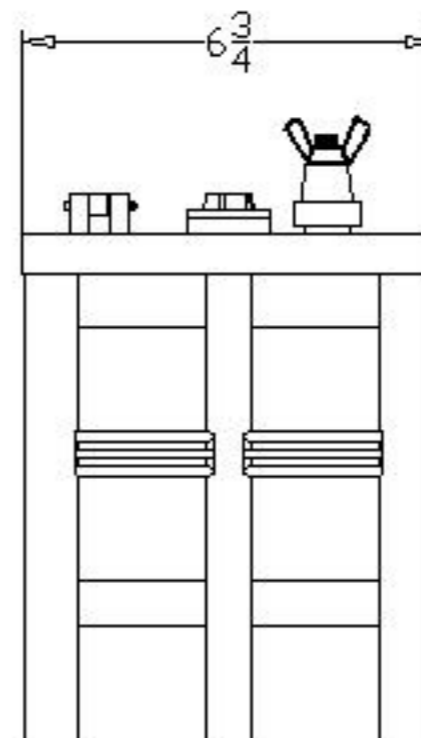
BATTERY TYPE	VOLTS	12	30H 108M
DIMENSIONS			
LENGTH			335 MM 13 3/16 INCHES
WIDTH			171 MM 6 3/4 INCHES
HEIGHT			248 MM 9 3/4 INCHES
WEIGHT DRY			26 KG 58 LBS.
WEIGHT WET			33 KG 72 LBS.
CONTAINER CONSTRUCTION			
CONTAINER			POLYPROPYLENE
COVER			POLYPROPYLENE - HEAT SEALED TO CONTAINER
HANDLES			PLASTIC MOUNTED TO COVER
PLATES PER CELL			11
ELECTROLYTE RESERVE	ABOVE PLATES		38 MM 1.5 INCHES
DESIGN CRITREA	7 YEAR WARRANTY	1300 CYCLES	10 YEAR LIFE
POSITIVE PLATE DIMENSION			
HEIGHT			127 MM 5 INCHES
WIDTH			143 MM 5.625 INCHES
THICKNESS			3.18 MM 0.125 INCHES
NEGATIVE PLATE DIMENSION			
HEIGHT			127 MM 5 INCHES
WIDTH			143 MM 5.625 INCHES
THICKNESS			2.08 MM 0.082 INCHES
SEPARATOR INSULATION	SEPARATOR THICKNESS		0.05 INCH
	0.020" GLASS MAT		
TERMINALS	UNIVERSAL OR FLAG IF SPECIFIED		
COLD CRANK	CCA	0°F / -17.8°C	394
	MCA	32°F / 0°C	493
			RESERVE MINUTES AT 25A 203
CAPACITY	20 HR RATE		108
			CAP / AH CURRENT / AMPS
CAPACITY AT THE 20 HOUR RATE		1.265 SP. GR.	108 5.4
CAPACITY AT THE 15 HOUR RATE		1.265 SP. GR.	102 6.8
CAPACITY AT THE 12 HOUR RATE		1.265 SP. GR.	96 8.0
CAPACITY AT THE 10 HOUR RATE		1.265 SP. GR.	92 9.2
CAPACITY AT THE 8 HOUR RATE		1.265 SP. GR.	86 10.8
CAPACITY AT THE 6 HOUR RATE		1.265 SP. GR.	80 13.3
CAPACITY AT THE 5 HOUR RATE		1.265 SP. GR.	76 15
CAPACITY AT THE 4 HOUR RATE		1.265 SP. GR.	70 18
CAPACITY AT THE 3 HOUR RATE		1.265 SP. GR.	64 21
CAPACITY AT THE 2 HOUR RATE		1.265 SP. GR.	55 28
CAPACITY AT THE 1 HOUR RATE		1.265 SP. GR.	39 39



PART NUMBER: 30H108
 APPROX. WT WET: 72 LB / 33 KG
 APPROX. WT DRY: 58 LB / 26 KG
 CC/32°F, 0°C: 394 A
 CCA/ 0°F, -18°C: 493 A
 CAPACITY: 108 AH 20 HR
 RES (MIN@25AMP): 203
 VOLTAGE: 12 V
 OVERALL DIM: 13 3/16 X 6 3/4 X 9 1/2



WITH UNIVERSAL WINGNUT
 WITH AUTOPOST



Roll's	
BATTERY ENGINEERING SALEN, MASS, USA	
TITLE: 30H108	
DESCRIPTION: 12V DEEP CYCLE SERIES 400/4000	
CONTACT INFO: WEB: WWW.ROLLSBATTERY.COM E-MAIL: SALES@ROLLSBATTERY.COM PHONE: 1-800-661-9914	
SCALE: 1" = 4" 8 1/2" X 11"	
DATE: 24-FEB-03	REVISION 1.0
DRAWING NO: DWG065, ED-30H108	